

2020 US Ski Jumping Championships

Park City Ski Club

July 27, 2019 - Park City, UT

Normal Hill - HS100

Results



Jury		Judges			Hill Data		
Technical Delegate Dan Mattoon		A	Kelly Johansson (CAN)		Hill Conditions	Cloudy	
Chief of Competition Alan Alborn		B	Steve Sydow (CEN)		Temp	75	
Asst. Technical Delegate Jarrett Moe		C	John Fulton (EAST)		Wind	0.5-1.5 M/S	
		D	Glenn Jones (RMD)		K-Point / Hill Size	90M / 100M	
		E	Chris Haerter (IMD)		Meter Value	2 Pts/M	
					Gate Factor	6 Pts/M	


Rank	Bib	Name / Club	Speed	Distance		Judge Scores					Style	Gate Comp		Round	Total
			(km/h)	(m)	pts	A	B	C	D	E	Points	Gate	Pts	Total	

NC FEMALE			Assigned Gates:		Rnd 1: 32					Rnd 2:					
1	29	MALACINSKI, ANNIKA SSWSC		70.5	21.0	15.5	15.5	15.5	15.0	13.0	46.0	-	-	67.0	67.0
2	28	ARNONE, TESS SSWSC		68.5	17.0	14.5	14.0	15.0	15.0	14.0	43.5	-	-	60.5	60.5

NC MALE			Assigned Gates:		Rnd 1: 22					Rnd 2:					
1	127	MAH, NATHANIEL ANSC		94.0	68.0	18.0	18.0	17.5	18.0	17.5	53.5	22.0	-	121.5	121.5
2	26	ANDREWS, GRANT SSWSC		92.5	65.0	17.5	17.5	17.0	17.0	16.0	51.5	22.0	-	116.5	116.5
3	25	SCHUMANN, STEPHAN PCSS		88.0	56.0	17.5	16.5	16.5	17.5	16.5	50.5	22.0	-	106.5	106.5
4	23	FLETCHER, TAYLOR SSWSC		88.0	56.0	16.5	16.5	16.5	16.5	16.0	49.5	22.0	-	105.5	105.5
5	31	NICHOLS, EVAN NYSEF		82.5	45.0	16.5	17.0	17.0	16.5	15.5	50.0	22.0	-	95.0	95.0
6	34	RIPP, AIDAN CLOQUET		83.5	47.0	16.0	16.0	15.5	16.5	14.5	47.5	22.0	-	94.5	94.5
7	30	LEDGER, BECKETT PCSS		74.0	28.0	16.0	16.0	16.5	17.0	15.5	48.5	22.0	-	76.5	76.5
8	35	GILBERTSON, GUNNAR SSWSC		70.5	21.0	16.5	16.0	15.5	17.0	16.5	49.0	22.0	-	70.0	70.0
9	43	JOHNSTONE, HENRY NYSEF		65.0	10.0	16.0	16.0	15.0	15.0	14.5	46.0	22.0	-	56.0	56.0
	24	SHUMATE, JARED DSQ Ski 441.5.1		-	-	-	-	-	-	-	-	-	-	-	-

SJ FEMALE			Assigned Gates:		Rnd 1: 26					Rnd 2: 26					
1	9	LUSSI, NINA NYSEF		88.5	57.0	17.0	16.5	17.0	16.5	16.0	50.0	26.0	-	107.0	210.0
				86.5	53.0	17.5	17.0	16.5	16.5	16.0	50.0	26.0	-	103.0	
2	11	HOFFMANN, ANNA BLACKHAWK		83.5	47.0	17.0	16.0	16.5	17.0	16.5	50.0	26.0	-	97.0	197.5
				85.5	51.0	17.0	16.0	15.5	17.0	16.5	49.5	26.0	-	100.5	
3	14	BELSHAW, ANNIKA SSWSC		80.5	41.0	17.5	16.5	17.5	17.5	17.0	52.0	26.0	-	93.0	176.5
				78.0	36.0	17.0	15.0	15.0	17.0	15.5	47.5	26.0	-	83.5	
4	10	SANKEY, LOGAN SSWSC		77.5	35.0	16.5	16.5	16.5	17.0	16.0	49.5	26.0	-	84.5	175.0
				80.5	41.0	16.5	16.5	16.0	17.0	16.5	49.5	26.0	-	90.5	






2020 US Ski Jumping Championships
Park City Ski Club
 July 27, 2019 - Park City, UT
Normal Hill - HS100
Results



Rank	Bib	Name / Club	Speed	Distance		Judge Scores					Style	Gate Comp		Round	Total
			(km/h)	(m)	pts	A	B	C	D	E	Points	Gate	Pts	Total	
5	12	JONES, PAIGE PCSS	83.5	47.0	17.0	16.0	16.0	17.0	16.0	49.0	26.0	-	96.0	172.5	
			74.0	28.0	16.5	15.5	15.0	16.5	16.5	48.5	26.0	-	76.5		
6	22	LARSON, CARA PCSS	78.5	37.0	16.0	15.0	16.0	16.0	15.5	47.5	26.0	-	84.5	171.5	
			79.5	39.0	16.5	15.0	15.5	16.5	16.0	48.0	26.0	-	87.0		
7	81	SWANSON, ADELINE ST.PAUL	73.0	26.0	15.0	15.0	15.5	16.0	15.0	45.5	26.0	-	71.5	150.5	
			77.5	35.0	14.5	14.5	14.5	15.0	15.0	44.0	26.0	-	79.0		
8	13	MACUGA, SAMANTHA PCSS	74.5	29.0	16.0	16.0	16.0	16.0	16.0	48.0	26.0	-	77.0	146.0	
			71.0	22.0	16.0	16.0	15.5	15.5	15.5	47.0	26.0	-	69.0		
9	21	HAERTER, RACHAEL PCSS	58.0	(4.0)	15.0	14.0	14.5	13.5	14.5	43.0	26.0	-	39.0	84.0	
			61.0	2.0	14.5	14.5	14.0	14.0	15.0	43.0	26.0	-	45.0		
10	20	HIGHFILL, JILLIAN PCSS	54.0	(12.0)	14.0	14.0	13.5	14.0	13.5	41.5	26.0	-	29.5	59.0	
			53.0	(14.0)	14.5	15.0	14.0	15.0	14.0	43.5	26.0	-	29.5		
11	46	SABINA SPROCH NORGE	53.0	(14.0)	15.0	15.0	14.0	14.5	13.0	43.5	26.0	-	29.5	58.5	
			54.0	(12.0)	14.5	14.0	13.5	13.5	13.0	41.0	26.0	-	29.0		

SJ MALE			Assigned Gates: Rnd 1: 17 Rnd 2: 16											
1	1	BICKNER, KEVIN NORGE	99.0	78.0	18.5	17.0	18.0	18.5	17.5	54.0	16.0	3.2	135.2	266.7
			100.0	80.0	17.5	17.0	18.0	17.0	17.0	51.5	16.0	-	131.5	
2	2	BOYD-CLOWES, MACKENZIE ANSC	97.0	74.0	18.5	18.0	17.5	18.5	17.0	54.0	16.0	3.2	131.2	264.7
			99.5	79.0	18.0	18.5	18.5	18.0	17.0	54.5	16.0	-	133.5	
3	3	LARSON, CASEY NORGE	96.5	73.0	17.5	17.0	18.0	19.0	17.0	52.5	16.0	3.2	128.7	255.2
			96.5	73.0	17.5	17.5	18.5	18.5	17.0	53.5	16.0	-	126.5	
4	5	DEAN, DECKER SSWSC	95.5	71.0	17.5	18.0	17.5	17.5	16.5	52.5	16.0	3.2	126.7	248.2
			94.0	68.0	17.5	18.0	18.0	18.0	16.5	53.5	16.0	-	121.5	
5	7	GASIENICA, PATRICK NORGE	95.5	71.0	17.5	16.5	17.5	18.0	17.5	52.5	17.0	-	123.5	233.0
			88.5	57.0	17.5	16.5	17.5	17.5	17.5	52.5	16.0	-	109.5	
6	6	URLAUB, ANDREW EAU CLAIRE	92.0	64.0	17.5	17.5	17.0	18.0	17.0	52.0	16.0	3.2	119.2	230.7
			89.5	59.0	17.5	17.5	17.5	18.0	17.0	52.5	16.0	-	111.5	
7	4	SOUKUP, MATTHEW ANSC	88.5	57.0	17.0	17.0	17.0	17.5	16.5	51.0	16.0	3.2	111.2	219.7
			88.5	57.0	17.0	17.0	17.0	17.5	18.0	51.5	16.0	-	108.5	
8	41	MATTOON, NATHAN EAU CLAIRE	86.5	53.0	17.0	17.5	16.5	17.0	16.5	50.5	17.0	-	103.5	205.5
			85.5	51.0	17.0	17.0	16.0	17.5	17.0	51.0	16.0	-	102.0	
9	15	SCHARFFS, GREYSON PCSS	85.5	51.0	17.5	17.5	17.0	17.0	17.0	51.5	16.0	3.2	105.7	202.2
			82.5	45.0	17.5	17.5	17.0	17.0	17.0	51.5	16.0	-	96.5	
10	18	GIBSON, HUNTER NORGE	84.5	49.0	16.5	16.5	17.0	17.0	17.0	50.5	16.0	3.2	102.7	181.7
			75.5	31.0	16.0	15.5	15.5	16.5	18.0	48.0	16.0	-	79.0	
11	42	LAUCLAN, NIGAL ANSC	82.5	45.0	17.0	16.0	17.0	16.5	17.5	50.5	17.0	-	95.5	176.0
			76.0	32.0	16.0	16.0	16.0	16.5	17.5	48.5	16.0	-	80.5	
12	17	BELSHAW, ERIK SSWSC	83.5	47.0	17.0	16.5	17.0	17.5	17.0	51.0	17.0	-	98.0	173.5
			73.5	27.0	16.0	15.5	15.5	17.0	17.0	48.5	16.0	-	75.5	
13	16	WILKINSON, CANDEN SSWSC	78.0	36.0	17.0	16.5	16.5	17.5	17.0	50.5	17.0	-	86.5	172.0
			77.5	35.0	16.5	16.5	16.0	17.5	17.5	50.5	16.0	-	85.5	
14	126	AMY, SKYLER TEAM AK	68.5	17.0	16.0	16.0	15.5	16.5	16.0	48.0	17.0	-	65.0	141.5
			73.5	27.0	16.5	16.5	16.0	16.5	17.0	49.5	16.0	-	76.5	
15	40	GASIENICA, LUCAS PCSS	73.5	27.0	16.5	16.5	16.0	16.5	17.0	49.5	17.0	-	76.5	134.0
			66.5	13.0	15.0	14.5	15.0	15.5	14.5	44.5	16.0	-	57.5	





2020 US Ski Jumping Championships

Park City Ski Club

July 27, 2019 - Park City, UT

Normal Hill - HS100


Results




Rank	Bib	Name / Club	Speed	Distance		Judge Scores					Style	Gate Comp		Round	Total
			(km/h)	(m)	pts	A	B	C	D	E	Points	Gate	Pts	Total	
16	19	LEE, LONDON EAU CLAIRE	70.0	70.0	20.0	15.5	15.0	15.5	15.0	15.5	46.0	16.0	3.2	69.2	129.2
			67.5	67.5	15.0	15.5	15.0	14.5	14.5	16.0	45.0	16.0	-	60.0	
17	51	FRANTZ, TATE NYSEF	65.0	65.0	10.0	16.5	16.0	15.5	16.5	16.5	49.0	17.0	-	59.0	119.0
			65.0	65.0	10.0	16.5	16.5	15.0	17.0	17.0	50.0	16.0	-	60.0	
18	84	ZUCKERMAN, CALEB NYSEF	64.0	64.0	8.0	16.5	16.0	15.0	16.5	16.5	49.0	17.0	-	57.0	110.0
			62.0	62.0	4.0	16.0	16.5	15.5	16.5	16.5	49.0	16.0	-	53.0	
19	48	KOCHER, SHANE NORGE	62.5	62.5	5.0	15.0	15.5	15.5	15.0	15.5	46.0	17.0	-	51.0	98.5
			60.5	60.5	1.0	15.5	16.0	15.0	14.5	16.0	46.5	16.0	-	47.5	
20	75	GUNDRY, STEWART EAU CLAIRE	63.0	63.0	6.0	14.0	14.5	14.5	14.0	15.5	43.0	17.0	-	49.0	96.5
			62.0	62.0	4.0	14.5	14.5	14.5	14.0	15.5	43.5	16.0	-	47.5	
21	74	ZIEGLER, TIMOTHY ISHPEMING	62.5	62.5	5.0	15.0	15.5	15.5	15.5	15.5	46.5	17.0	-	51.5	93.0
			58.0	58.0	(4.0)	15.5	15.0	14.5	15.0	15.5	45.5	16.0	-	41.5	
22	80	GUNDRY, LOGAN EAU CLAIRE	65.0	65.0	10.0	15.5	15.5	15.5	16.0	15.5	46.5	17.0	-	56.5	87.0
			54.5	54.5	(11.0)	14.0	13.5	13.0	14.0	14.0	41.5	16.0	-	30.5	
23	45	WINTER, MASON NYSEF	59.0	59.0	(2.0)	14.5	14.0	14.5	15.0	14.5	43.5	17.0	-	41.5	81.0
			59.0	59.0	(2.0)	13.0	14.5	14.0	13.5	14.0	41.5	16.0	-	39.5	
24	47	FULLER, JACOB NORGE	60.5	60.5	1.0	13.5	13.5	13.5	13.5	15.0	40.5	17.0	-	41.5	69.0
			54.0	54.0	(12.0)	13.5	13.5	12.5	12.5	13.5	39.5	16.0	-	27.5	
25	53	FORBUSH, CAMERON NYSEF	52.0	52.0	(16.0)	14.5	16.0	15.0	15.0	15.0	45.0	17.0	-	29.0	54.5
			50.5	50.5	(19.0)	15.0	15.0	14.5	15.0	14.5	44.5	16.0	-	25.5	
26	57	SELZMAN, ZACH PCSS	61.5	61.5	3.0	16.0	17.0	15.5	17.0	16.5	49.5	17.0	-	52.5	52.5
			-	-	-	-	-	-	-	-	-	16.0	-	-	
27	44	MALONEY, SEAN NYSEF	52.0	52.0	(16.0)	14.5	14.5	15.0	14.5	15.0	44.0	17.0	-	28.0	52.0
			49.5	49.5	(21.0)	15.0	15.0	14.5	15.0	15.5	45.0	16.0	-	24.0	
28	56	SUMMERTON, CAMERON NYSEF	52.0	52.0	(16.0)	14.5	14.0	15.0	14.0	13.5	42.5	17.0	-	26.5	49.0
			50.0	50.0	(20.0)	14.5	14.5	14.5	13.5	13.0	42.5	16.0	-	22.5	

Dan Mattoon - Technical Delegate

Alan Alborn - Chief of Competition





2020 US Ski Jumping Championships
 Park City Ski Club
 July 27, 2019 - Park City, UT
 Normal Hill - HS100
 Results - Gunderson



Rank	Bib#	Name	Club	J Pts	J Rank	Start Time	Finish Time	XC Time	XC Rank	Time Diff
FEMALE		10 km ind		15 Points / Minute						
1	29	Malacinski, Annika	SSWSC	67.0	1	00:00.0	20:05.0	20:05.0	1	00:00.0
2	28	Arnone, Tess	SSWSC	60.5	2	00:26.0	22:03.0	21:37.0	2	01:58.0
MALE		5 km ind		15 Points / Minute						
1	23	Fletcher, Taylor	SSWSC	105.5	4	01:04.0	13:38.0	12:34.0	1	00:00.0
2	127	Mah, Nathaniel	ANSC	121.5	1	00:00.0	14:13.0	14:13.0	4	00:35.0
3	26	Andrews, Grant	SSWSC	116.5	2	00:20.0	14:32.0	14:12.0	3	00:54.0
4	25	Schumann, Stephan	PCSS	106.5	3	01:00.0	14:54.0	13:54.0	2	01:16.0
5	34	Ripp, Aidan	CLOQUET	94.5	6	01:48.0	16:38.0	14:50.0	6	03:00.0
6	31	Nichols, Evan	NYSEF	95.0	5	01:46.0	17:18.0	15:32.0	9	03:40.0
7	30	Ledger, Beckett	PCSS	76.5	7	03:00.0	17:22.0	14:22.0	5	03:44.0
8	35	Gilbertson, Gunnar	SSWSC	70.0	8	03:26.0	18:55.0	15:29.0	8	05:17.0
9	43	Johnstone, Henry	NYSEF	56.0	9	04:22.0	19:34.0	15:12.0	7	05:56.0
DSQ	24	Shumate, Jared	PCSS			00:54.0	14:19.0	13:25.0		00:41.0

Ski 411.5.1

Dan Mattoon - Technical Delegate

Alan Alborn - Chief of Competition

